

- PRODUCT FACTS -

# MODE

BY MAHARAM




**HAY**

# MODE

BY MAHARAM

## SELECTED COLOURS BY HAY



002 Intaglio



004 Machine



005 Talus



008 Sycamore




009 Clavicle



014 Henge



019 Rust




021 Blush




023 Alder




026 Petal



036 Saltwater



038 Celtic



040 Bonsai

Collection Maharam fabric

Composition 80% Post-Consumer Recycled Polyester, 20% Polyester

Width 137 cm / 53.94"

Price group 1

Abrasion (Wyzenbeek method) 100,000 double rubs

Lightfastness 5

## FIRE RATINGS

/ CAL117 - US

## OPTIONAL FIRE RATINGS (WITH FR TREATMENT)

/ EN 1021 PART 1 AND 2 (CIGARETTE AND MATCH) - EU

Note: Due to variations in computer screens, we cannot guarantee that the colours shown here are truly representative of our products.

# HAY

# CARE

## MAHARAM FABRIC

### MAINTENANCE CODE

/ W/S-Clean with water-based cleanser or mild, water-free dry cleaning solvent.

### REGULAR MAINTENANCE

/ Vacuum regularly using the proper attachment to avoid pilling.

### GENERAL RECOMMENDATIONS

/ Treat stains promptly. The longer a stain remains on the textile, the more difficult it will be to remove. A professional furniture cleaning service is recommended.

/ Always pre-test any cleaning method in an inconspicuous area.

/ Several light applications of a cleaning agent are less harmful than a single concentrated application. Repeat stain treatment several times if necessary.

/ Never use heat to clean textiles. Heat can set stains.

/ Do not use agents containing bleach. These agents may cause discoloration over time.

/ Do not over saturate the textile or let water pool in seams.

### STAIN TREATMENT

/ Soak up any excess moisture immediately.

/ For water-based stains, use a clean, soft, white cloth, a natural sponge, or a nylon soft-bristle brush with lukewarm, soapy water. Brush the stain with light, quick strokes. Avoid a scrubbing motion and work from the edge of the stain toward the center.

/ For oil-based stains, use a clean, soft, white cloth, a natural sponge, or a nylon, soft-bristle brush with a water-free dry cleaning solvent. Brush the stain with light, quick strokes. Avoid a scrubbing motion. Work from the edge of the stain toward the center.

/ For insoluble stains (e.g. chewing gum, candle wax, etc.), use a plastic bag filled with ice to rub the stain until the substance becomes brittle. Use a clean, dull, flat knife to gently remove the substance. If the stain persists, blot the area with a clean, soft, white cloth or natural sponge and lukewarm soapy water.

/ If the stain persists, gently dab a pH-neutral cleanser, upholstery spot cleaner, or an equal mixture of water and enzyme detergent (e.g. laundry detergent) on the stain and let it sit for one minute.

/ Rinse stain treatment thoroughly with a natural sponge moistened slightly with cool, clean water and completely remove all cleaning solution residue as left over residue can attract soil over time.

/ Extra care should be taken when cleaning dark colors to avoid creating light marks that can be caused by color transfer.

/ Avoid excess rubbing to prevent discoloration and damage to the face of the material.

/ Do not saturate the surface.

/ Allow the textile to dry thoroughly and vacuum before using.

/ If the stain persists, consult a specialist cleaner.

# HAY